

BROCHURE

THW 3015 PILING RIG



WWW.WOLTMANBV.COM



FOUNDATION RIGS AND CRAWLER CRANES

THW 3015

GENERAL INFORMATION

The THW 3015 is a light and compact piling rig with a total weight of about 27 tonnes excluding a hydraulic hammer. The machine can be used for both prefab and wooden piles but also pre-drilling jobs are no problem for this machine. It's compact measurements enable the machine to work in hard to reach areas and an excellent mobility makes it possible to complete several small jobs in one day.

UNDERCARRIAGE

The THW 3015 is equipped with a D4E undercarriage (H-shaped construction) with BERCO trackparts. The standard 3-rib trackplates are 900 mm wide and optional the trackplates can be covered with a smooth plate. Smooth plates however increase the total weight of the rig. The undercarriage can be hydraulically extended from 3.00 metres to 3.60 metres and the hydraulic track drives are O & K planetary gears.

LEADER

The leader of the THW 3015 has a standard length of 16,5 metres and the main dimensions are 500 x 500 mm. In order to reach the maximum leader length of 19,5 metres a 3 metre extension piece will be included with the machine. The leader head of the THW 3015 is V-shaped and has two arms for both the pile winch and the service winch. The leader foot can be dismantled by means of an axle. For positioning the piles the machine will be equipped with a hydraulic pile clamp.

DIESELENGINE AND HYDRAULIC SYSTEM

The standard engine in the THW 3015 is a Caterpillar 3126B diesel engine of 200 Hp at 2200 rpm. This engine meets the latest environmental regulations (Stage 2/TIER 2). The hydraulic system is powered by Rexroth pumps and Rexroth valve blocks. When required the hydraulic system can be filled with biodegradable oil (optional). The hydraulic system is suited for powering a hammer with a 3 tonne dropweight.

WINCHES

The standard THW 3015 is equipped with the following winches :

TYPE OF WINCH	LINE-PULL	SPEED	PARTS	DRUM	ROPE
Hammer winch	6,0 tonnes	0-40 mtr/min.	1	Standard	19 mm
Pile winch	6,0 tonnes	0-40 mtr/min.	1	Standard	19 mm
Service winch	3,0 tonnes	0-40 mtr/min.	1	Compl. Winch	16 mm

Optionally the THW 3015 can be fitted with two 6 tonne free-fall winches, which are controlled by a PLC-system.

CABINS

The operator's cabin of the THW 3015 has enough room and will be arranged ergonomically. The operator's seat is of a good quality and has built-in joysticks for controlling the rig.



FOUNDATION RIGS AND CRAWLER CRANES

Standard control of the rig is by means of hydraulic joysticks (electric control is optional). All instruments in the operator's cabin are easy to oversee and the standard equipment consists of :

- An Inclinometer
- A MFA-system for monitoring temperatures, pressures and tank contents
- A Blaupunkt Radio/CD player
- An adjustable heating system (Airconditioning is optional)

The engine compartments are easily accessible and als easy to dismount. In order to reduce the engine noise, all cabin parts will be fitted with sound isolating foam. All cabins will also be fitted with inner illumination and on the outside of the rig several working lights will be mounted. The complete rig will be painted in your company colours.

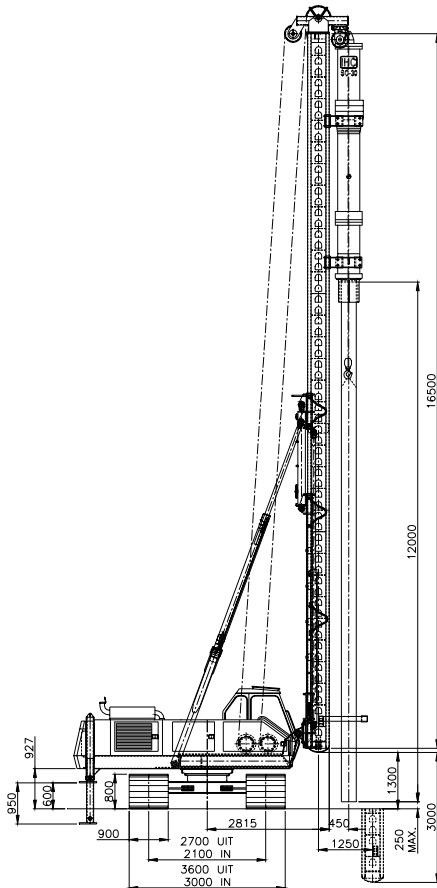
OTHER SPECIFICATIONS

The THW 3015 has a sliding brace with a stroke of 1250 mm (spotting). For extra stability two outriggers are fitted in the counterweight. With the help of the leader and both of the outriggers the machine can be lifted off the ground and the undercarriage can be rotated freely, which is ideal for taking difficult corners and loading the machine on a low loader.



FOUNDATION RIGS AND CRAWLER CRANES

TECHNICAL SPECIFICATIONS THW 3015 PILING RIG

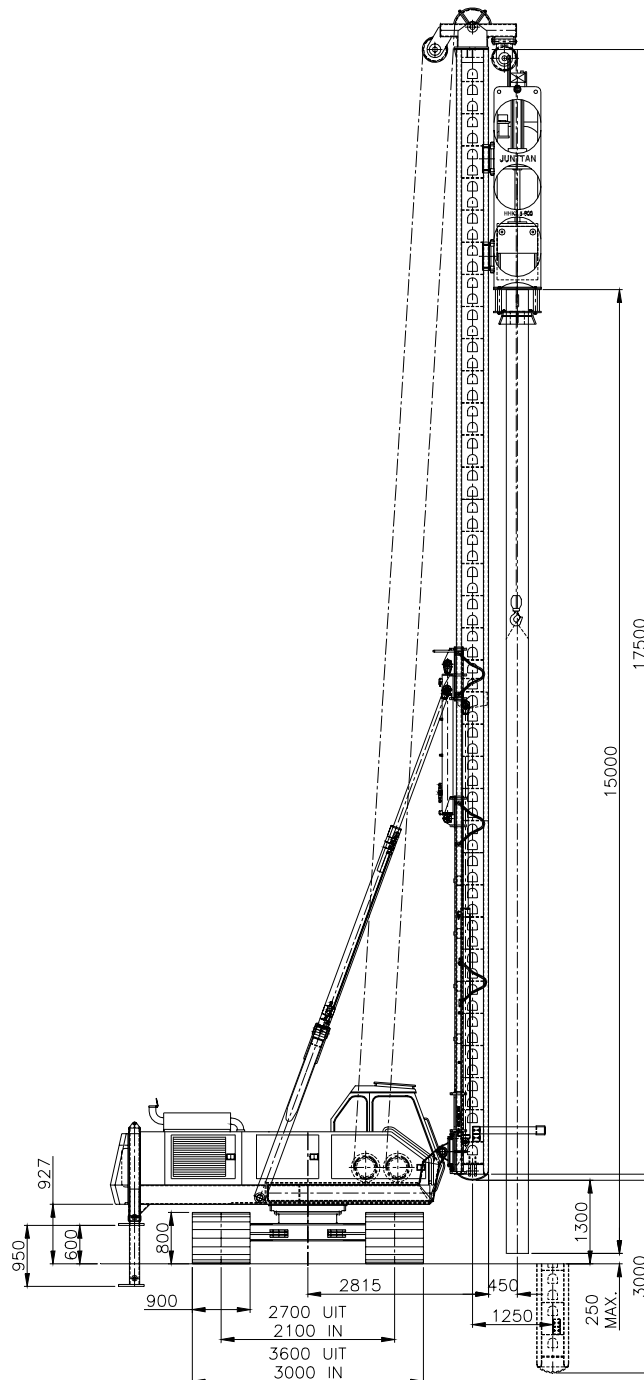


Maximum capacity (pile + hammer)	: 8,5 tonnes
Standard leader length	: 16,50 metres
Maximum leader length	: 19,50 metres
Main dimensions of leader	: 500 x 500 mm
Leader stroke	: 3.000 mm
Stroke of spotting device	: 1.250 mm
Capacity of hammer winch	: 6,0 tonnes
Speed of hammer winch	: 0-40 mtr/min.
Capacity of pile winch	: 6,0 tonnes
Speed of pile winch	: 0-40 mtr/min.
Capacity of service winch	: 3,0 tonnes
Speed of service winch	: 0-30 mtr/min.
Dieseleengine	: Caterpillar
Engine power	: 200 Hp at 2200 rpm
Hydraulic pumps	: Rexroth plunger
Valve blocks	: Rexroth
Elektric system	: 24 Vdc
Trackparts	: BERCO
Type of undercarriage	: D4E
Transport length	: 17.940 mm
Transport height (without hammer)	: 3.500 mm
Transport width	: 3.000 mm
Operating width	: 3.600 mm
Length of undercarriage	: 4.000 mm
Standard trackplate width	: 900 mm
Counterweight	: 3,0 tonnes
Machineweight without hammer	: 27 tonnes



FOUNDATION RIGS AND CRAWLER CRANES

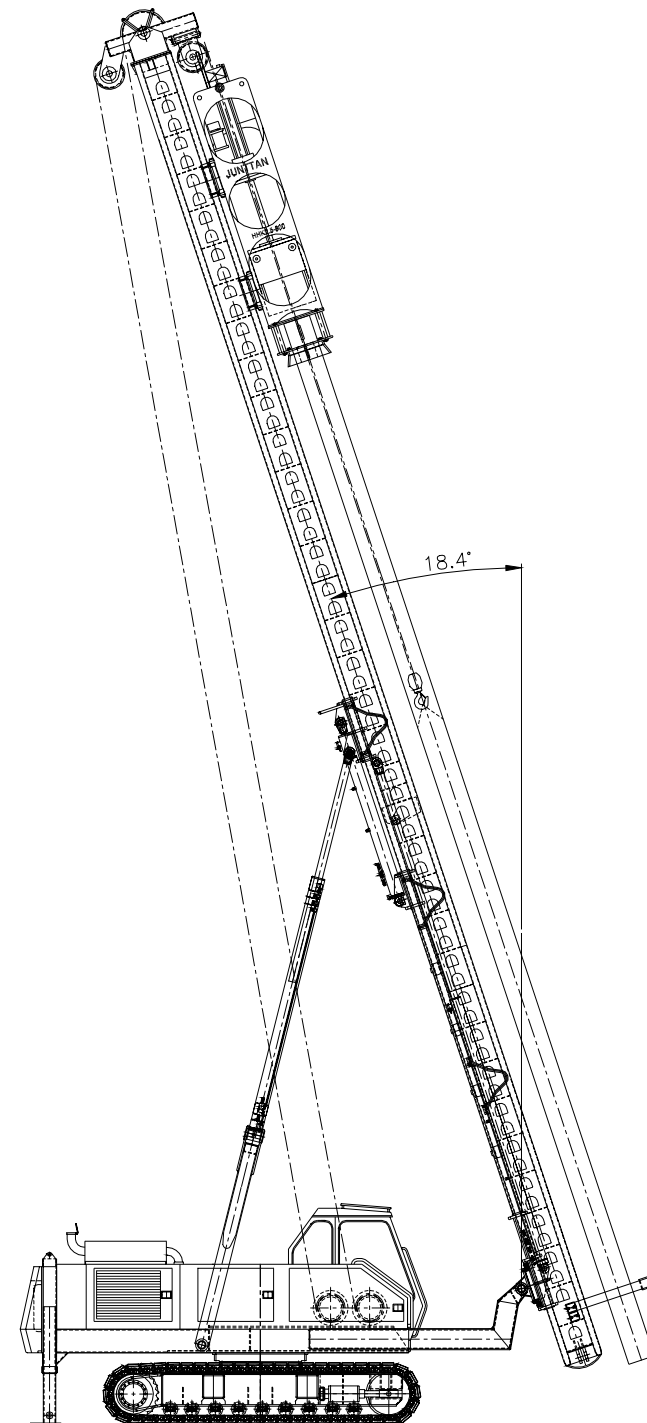
THW 3015





FOUNDATION RIGS AND CRAWLER CRANES

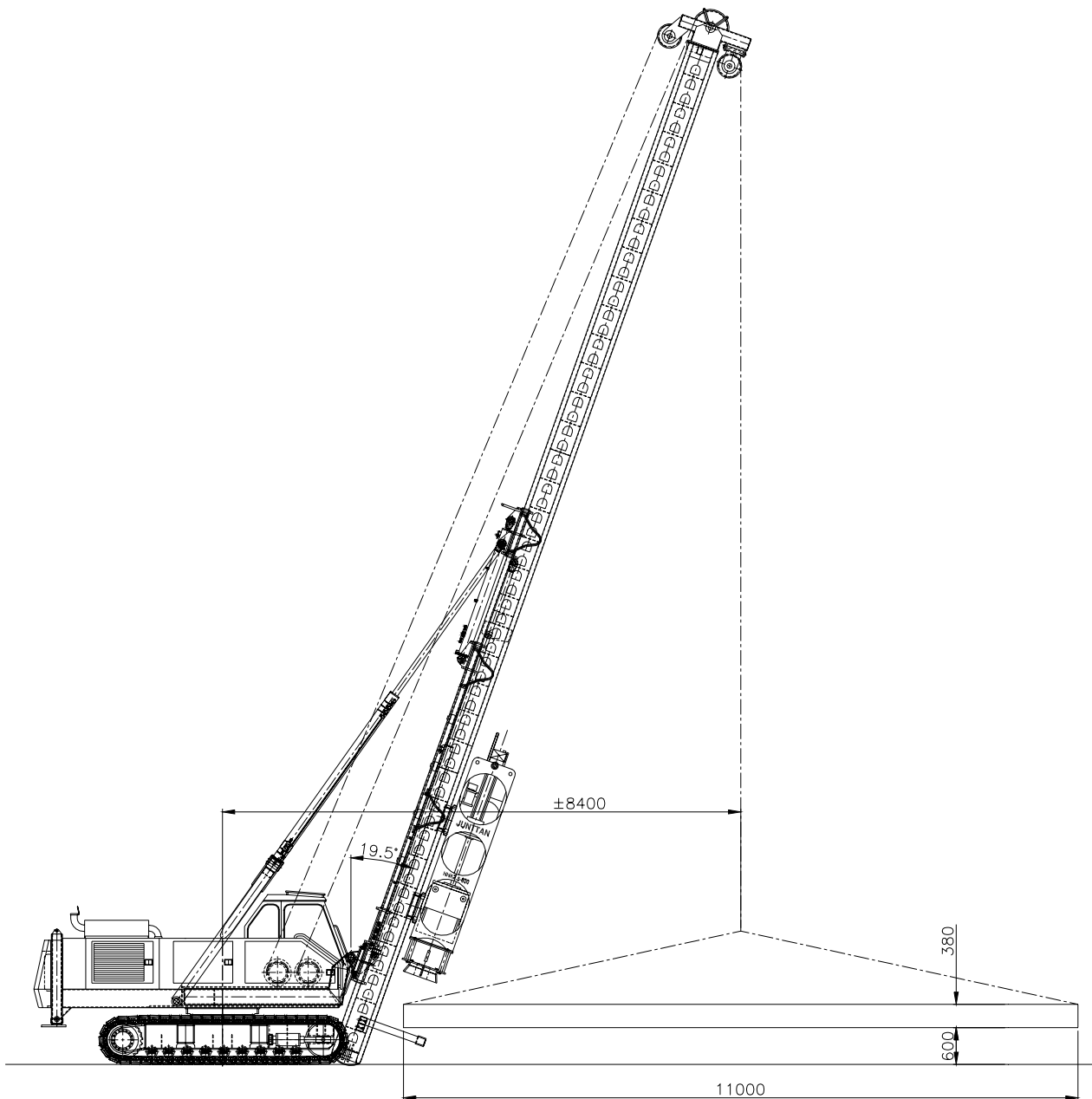
THW 3015





FOUNDATION RIGS AND CRAWLER CRANES

THW 3015





FOUNDATION RIGS AND CRAWLER CRANES

THW 3015

