


INPIEQ

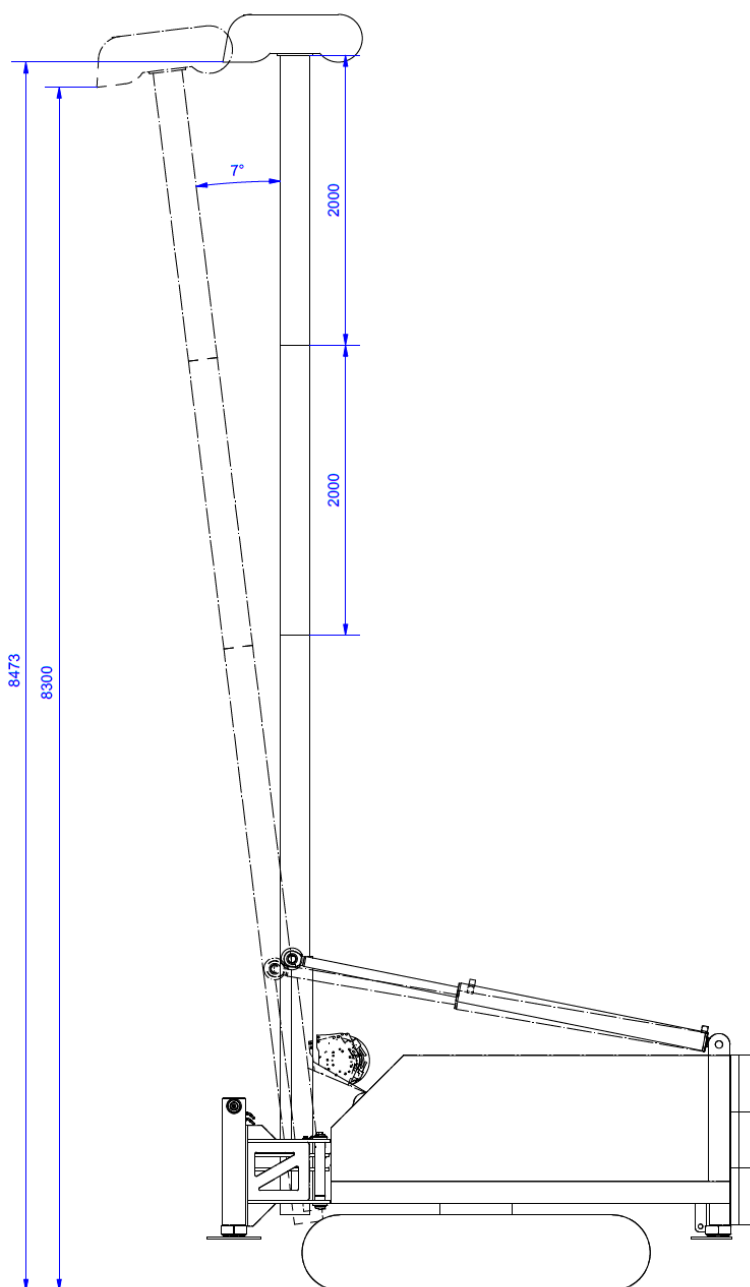
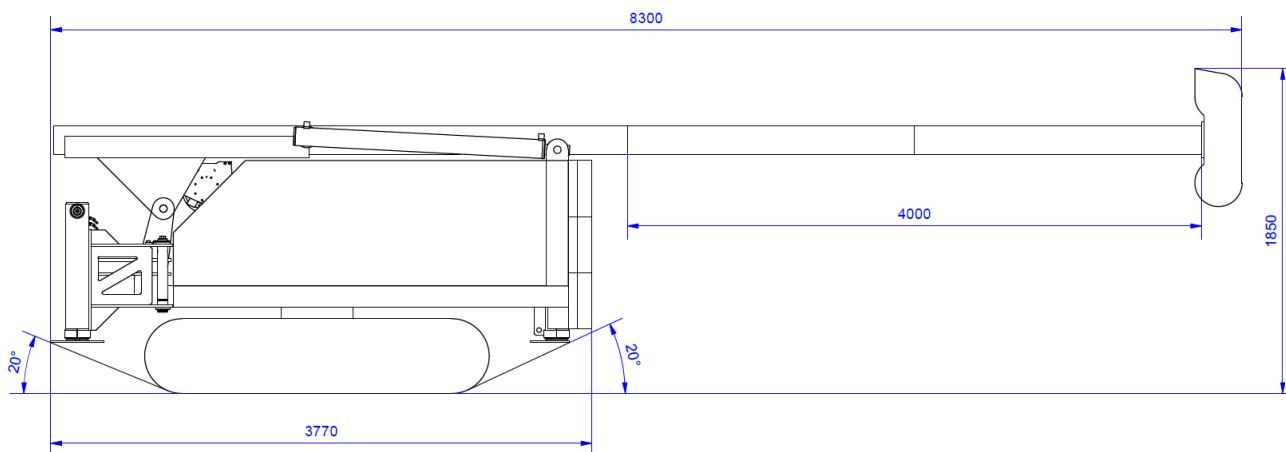
MACHINE line



Why:

- Smart, clear and compact construction
- Modular construction allowing for various options
- Clear and simple operation
- Thinking about personal issues

IFP12



Maten / Dimensions			IFP12
Lengte / Length	mm	Max	3770
Breedte / Width	mm	Max	1.000
Hoogte / Height	mm	Max	8700
Gewicht / Weight incl ballast	kg	Max	3.000
Max. voorover / Max rake forwards			7°
Max. achterover / Max rake backwards			90°

Maten / Dimensions transport			IFP12
Lengte / Length	mm	Max	8300
Breedte / Width	mm	Max	1000
Hoogte / Height	mm	Max	1850
Gewicht / Weight incl ballast	kg	Max	2300

Aandrijving / Power train		IFP12
Engine power Electrical / Diesel	kW	30

Lieren / Winches		IFP12
Hei lier / Piling winch	kN	12
Besturing heilier / Control system piling winch		Manual / Automatic
Hulplier 1 / Servicewinch 1	kN	10
Hulplier 2 (optioneel) / Service winch 2 (optinal)	kN	10

Options:

Remote control
 Data system to monitor the process
 2nd auxiliary winch
 Hydraulic telescopic leader
 Spotter
 Remote diagnostics via modem
 Hydraulic adjustable front supports
 Integrated welding machine

INPIEQ,

Inpieq, your partner for foundation machines and associated equipment. In recent years INPIEQ has grown into a recognized provider of service, maintenance and further development of your machinery. With its own line of its own products.

Contact:

Liberatorstraat 3
4651SC Steenbergen
Nederland

T: +31 (0)164 687 740

I: info@inpieq.nl

W: www.inpieq.nl

We do not accept any responsibility for errors or omissions in this publication or other documents referred to by or linked to this publication. Please contact us for more information before relying on any information contained herein.